

Creating Easy Read

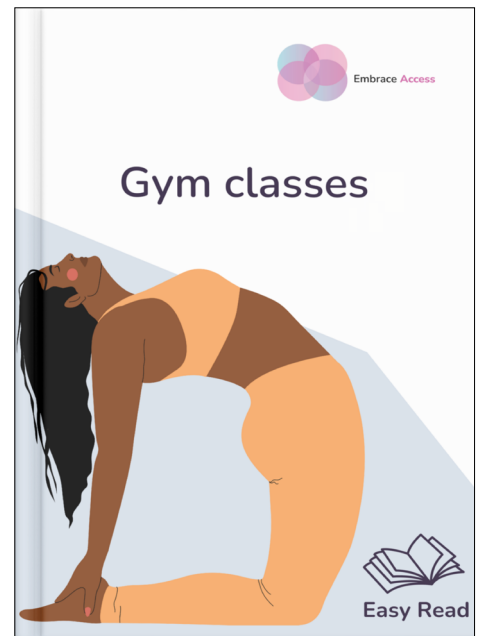
Images checklist

Placement

Images are positioned to the left of each sentence.

Images directly line up to each sentence.

There is plenty of white space between each image.



Meaning

Images represent the key message.

Images are used consistently. E.g. The same symbol represents the same concept.

Photos are used to represent specific people, places and things.

Images have been tested by a person with lived experience.

Images have simple alt-text for screen reader users.

Images show people performing actions when a call to action is made.

No images are used for decoration. All images portray meaning.



Creating Easy Read

Visual elements


Images contain high contrasting colours.

Images contain no distracting background elements.

Representation

People from different cultures are represented.


People with different disabilities are represented.



Easy Read support

Our experienced team can:

- ✓ test your document with lived experience advisors to improve accessibility
- ✓ mark-up drafts with suggested edits to ensure best-practice Easy Read is published
- ✓ deliver coaching via 1:1 or small group consultation online and in-person
- ✓ tag your document for screen reader access to meet AA WCAG standards.



Embrace **Access**

PO Box 7, Chelsea VIC 3196
0433 759 535
info@embraceaccess.com.au
www.embraceaccess.com.au